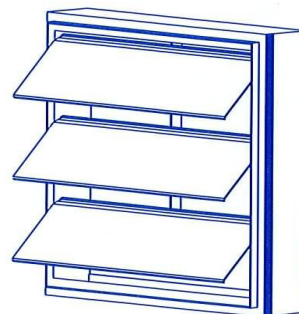
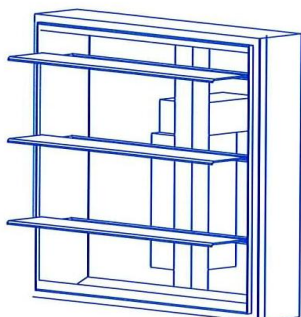


Louvers

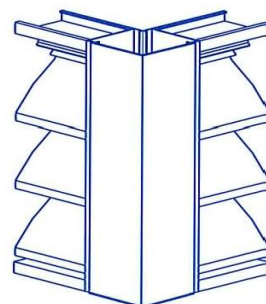


Dampers

LOUVERS & DAMPERS



Motorized
Dampers



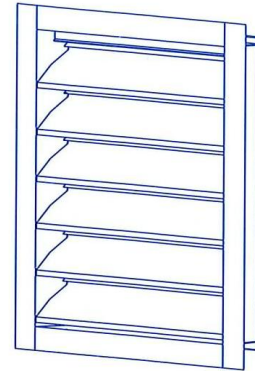
Mullion Penthouses

4540 46th Avenue S.E.
Calgary, Alberta T2B 3N7
Tel: (403) 252-0132
Fax: (403) 255-9006
Toll-free: (800) 461-1058
www.alggin.com
email: sales@alggin.com

EXTRUDED ALUMINUM STATIONARY LOUVERS

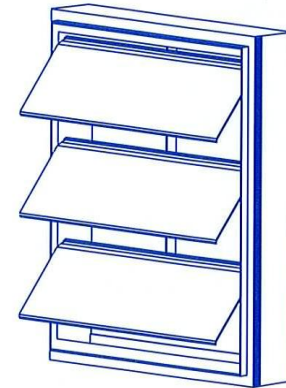
| <u>STOCK#</u> | <u>DESCRIPTION</u> | <u>PRICE</u> |
|---------------|-------------------------------------|--------------|
| LOUVRE222512 | 12" x 12" - 2" deep aluminum louver | \$50.00 |
| LOUVRE222514 | 14" x 14" - 2" deep aluminum louver | \$80.00 |
| LOUVRE222516 | 16" x 16" - 2" deep aluminum louver | \$90.00 |
| LOUVRE222518 | 18" x 18" - 2" deep aluminum louver | \$115.00 |
| LOUVRE222520 | 20" x 20" - 2" deep aluminum louver | \$125.00 |
| LOUVRE222524 | 24" x 24" - 2" deep aluminum louver | \$150.00 |

* louvers stocked in standard mill finish



ALUMINUM BACK DRAFT DAMPERS

| <u>STOCK#</u> | <u>DESCRIPTION</u> | <u>PRICE</u> |
|---------------|-------------------------------------|--------------|
| DAMPERBDDDM12 | 12" x 12" aluminum BDD - duct mount | \$60.00 |
| DAMPERBDDDM14 | 14" x 14" aluminum BDD - duct mount | \$80.00 |
| DAMPERBDDDM16 | 16" x 16" aluminum BDD - duct mount | \$90.00 |
| DAMPERBDDDM18 | 18" x 18" aluminum BDD - duct mount | \$105.00 |
| DAMPERBDDDM20 | 20" x 20" aluminum BDD - duct mount | \$115.00 |
| DAMPERBDDDM24 | 24" x 24" aluminum BDD - duct mount | \$150.00 |

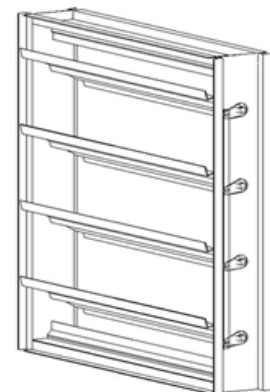


| <u>STOCK#</u> | <u>DESCRIPTION</u> | <u>PRICE</u> |
|----------------|---------------------------------------|--------------|
| DAMPERBDDFFM12 | 12" x 12" aluminum BDD - flange mount | \$60.00 |
| DAMPERBDDFFM14 | 14" x 14" aluminum BDD - flange mount | \$80.00 |
| DAMPERBDDFFM16 | 16" x 16" aluminum BDD - flange mount | \$90.00 |
| DAMPERBDDFFM18 | 18" x 18" aluminum BDD - flange mount | \$105.00 |
| DAMPERBDDFFM20 | 20" x 20" aluminum BDD - flange mount | \$115.00 |
| DAMPERBDDFFM24 | 24" x 24" aluminum BDD - flange mount | \$150.00 |

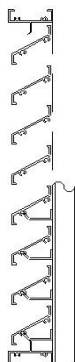
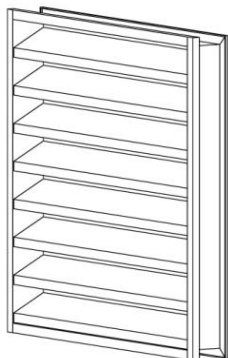
LOW LEAKAGE STEEL CONTROL DAMPERS

| <u>STOCK#</u> | <u>DESCRIPTION</u> | <u>PRICE</u> |
|---------------|---|--------------|
| DAMPER410012 | 12" x 12" parallel blade control damper | \$85.00 |
| DAMPER410014 | 14" x 14" parallel blade control damper | \$105.00 |
| DAMPER410016 | 16" x 16" parallel blade control damper | \$115.00 |
| DAMPER410018 | 18" x 18" parallel blade control damper | \$135.00 |
| DAMPER410020 | 20" x 20" parallel blade control damper | \$150.00 |
| DAMPER410024 | 24" x 24" parallel blade control damper | \$160.00 |

* dampers actuators are available on request.



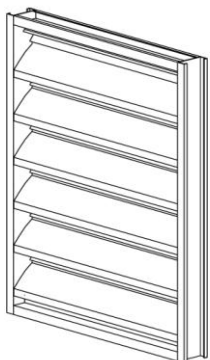
Model 2210 - 2 Inch Extruded Aluminum Stationary EXHAUST Louver



STANDARD CONSTRUCTION

| | |
|----------------------|---|
| Depth: | 2 inches (50mm) |
| Frame Style: | Specify 2210 for channel frame Specify 2215 for flange frame |
| Frame Thickness: | 0.063" 6063-T5 extruded alum. |
| Blade Thickness: | 0.063" 6063-T5 extruded alum. |
| Blade Centers: | 2 inches (50mm) |
| Blade Angles: | 30 degrees |
| Minimum Height: | 6 inches (152 mm) |
| Max Panel Width: | 72 inches (1829 mm) |
| Max Panel Height: | 72 inches (1829 mm) |
| Standard Finish: | Mill |
| Standard Birdscreen: | 1/2" x 1/2" Galvanized |

Model 2220 - 2 Inch Extruded Aluminum Stationary Stormproof INTAKE Louver



STANDARD CONSTRUCTION

| | |
|----------------------|---|
| Depth: | 2 inches (50mm) |
| Frame Style: | Specify 2220 for channel frame Specify 2225 for flange frame |
| Frame Thickness: | 0.063" 6063-T5 extruded alum. |
| Blade Thickness: | 0.063" 6063-T5 extruded alum. |
| Blade Centers: | 3 inches (76mm) |
| Blade Angles: | 45 degrees |
| Minimum Height: | 6 inches (152 mm) |
| Max Panel Width: | 72 inches (1829 mm) |
| Max Panel Height: | 72 inches (1829 mm) |
| Standard Finish: | Mill |
| Standard Birdscreen: | 1/2" x 1/2" Galvanized |

AVAILABLE ACCESSORIES

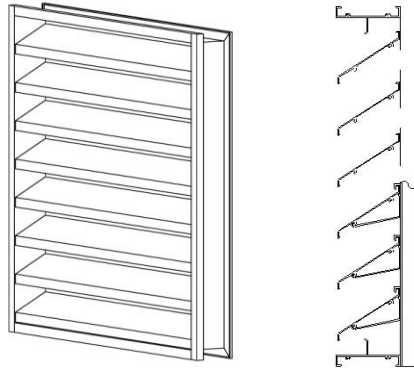
Bird Screen: 1/4 x 1/4 inter crimped aluminum
1/2 x 1/2 inter crimped aluminum
Insect Screer 18 x 14 Mesh
Finish: Mill finish (standard)
Baked enamel
Anodized Fin Clear, Light Bronze, Medium Bronze,
& Dark Bronze

Accessories:

Aluminum blank off panel
1" or 2" insulated blank off panel
Hinged frame
All welded construction
Hinged frame and access door
Security bars
Extended sills
Extended sleeves
Filter racks
Custom geometric shapes

***** Contact your AlggIn representative for pricing and availability *****

Model 2410 - 4 Inch Extruded Aluminum Stationary EXHAUST Louver



STANDARD CONSTRUCTION

| | |
|----------------------|---|
| Depth: | 4 inches (100mm) |
| Frame Style: | Specify 2410 for channel frame Specify 2415 for flange frame |
| Frame Thickness: | 0.081" 6063-T5 extruded alum. |
| Blade Thickness: | 0.081" 6063-T5 extruded alum. |
| Blade Centers: | 3.5 inches (89mm) |
| Blade Angles: | 35 degrees |
| Minimum Height: | 12 inches (305 mm) |
| Max Panel Width: | 72 inches (1829 mm) |
| Max Panel Height: | 144 inches (3650 mm) |
| Standard Finish: | Mill |
| Standard Birdscreen: | 1/2" x 1/2" Galvanized |

Model 2420 - 4 Inch Extruded Aluminum Stationary Stormproof INTAKE Louver



STANDARD CONSTRUCTION

| | |
|----------------------|---|
| Depth: | 4 inches (100mm) |
| Frame Style: | Specify 2420 for channel frame Specify 2425 for flange frame |
| Frame Thickness: | 0.081" 6063-T5 extruded alum. |
| Blade Thickness: | 0.081" 6063-T5 extruded alum. |
| Blade Centers: | 4 7/8 inches (124mm) |
| Blade Angles: | 45 degrees |
| Minimum Height: | 12 inches (305 mm) |
| Max Panel Width: | 72 inches (1829 mm) |
| Max Panel Height: | 144 inches (3650 mm) |
| Standard Finish: | Mill |
| Standard Birdscreen: | 1/2" x 1/2" Galvanized |

AVAILABLE ACCESSORIES

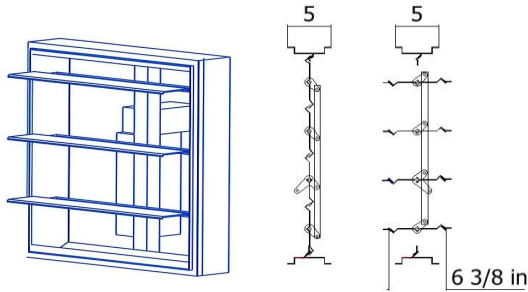
Bird Screen: 1/4 x 1/4 inter crimped aluminum
1/2 x 1/2 inter crimped aluminum
Insect Screer 18 x 14 Mesh
Finish: Mill finish (standard)
Baked enamel
Anodized Fini Clear, Light Bronze, Medium Bronze,
& Dark Bronze

Accessories:

Aluminum blank off panel
1" or 2" insulated blank off panel
Hinged frame
All welded construction
Hinged frame and access door
Security bars
Extended sills
Extended sleeves
Filter racks
Custom geometric shapes

***** Contact your Alggin representative for pricing and availability *****

Model 4000 Steel Control Damper



STANDARD CONSTRUCTION:

| | |
|-----------------------|--|
| Depth: | 5 inches (127 mm) |
| Depth Blades Open: | 6 3/8 inches (162 mm) |
| Frame Thickness: | 16 Ga galv. steel |
| Blade Thickness: | 16 Ga galv. steel |
| Bearings: | Molded synthetic |
| Axes: | 3/8" plated bar |
| Frame Style: | Duct mounted frame |
| Min. Height: | 8 inches (203 mm) single blade |
| | 14 inches (356 mm) mult. blade |
| Max. Panel Width: | 48 inches (1219 mm) |
| Max. Panel Height: | 72 inches (1829 mm) |
| Max. System Pressure: | 4" w.g. |
| Linkage: | Concealed in frame |
| Standard Finish: | Mill galvanized |
| Motor Installation: | Side shaft direct drive (extendable up to 12") |

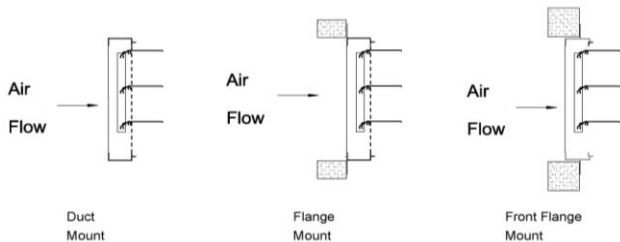
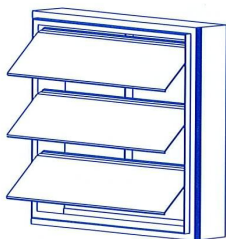
Available in both "PB" parallel blade & "OB" opposed blade configurations.

AVAILABLE ACCESSORIES:

- Belimo & Honeywell motors available (call for details)
- Jack shafts
- End switch for signaling peripheral devices
- Hand quadrants
- Chain operation for manual operation (spring closed)

** Note: Dampers will be manufactured 1/4" smaller than given opening dimensions, unless otherwise specified.*

Model BDD Aluminum Back Draft Damper



STANDARD CONSTRUCTION:

| | |
|------------------------|--|
| Depth Blades Closed: | 2 3/4" (70 mm) |
| Depth Blades Open: | 5 5/8" (143 mm) |
| Frame Style: | "DM" - duct mount frame "FM" - flange frame "FFM" - front flange frame |
| Frame Thickness: | 0.062" 6063-T5 extruded alum. |
| Blade Thickness: | 0.062" 6063-T5 extruded alum. |
| Blade Centers: | 3 3/4 inches (95 mm) |
| Min. Height: | 9 inches (229 mm) |
| Max. Panel Width: | 60 inches (1524 mm) |
| Standard Finish: | Mill |
| Std. Operation Method: | Gravity |
| Standard Seals: | Vinyl blade seal |

AVAILABLE ACCESSORIES:

- 1/2 x 1/2 Bird Screen
- 18 x 14 Mesh Insect Screen
- Counter balancing without springs
- Manual locking device to keep blades open
- Manual operation c/w 6 ft. of chain

** Note: "DM" & "FFM" dampers will be manufactured 1/4" smaller than given opening dimensions, unless otherwise specified. "FM" dampers will be manufactured to the exact size.*

***** Contact your Alggin representative for pricing and availability *****